

COST ASSOCIATED WITH THE LEADING CAUSES OF INJURY IN NEW BRUNSWICK

2022 ATLANTIC CANADA REPORT















NEW BRUNSWICK HAS THE SECOND-HIGHEST COST OF INJURIES PER CAPITA IN ATLANTIC CANADA



\$633.42 MILLION
(TOTAL COST IN NEW BRUNSWICK)

IN 2018, COST IN MILLIONS (\$000,000) ASSOCIATED WITH THE LEADING CAUSES OF INJURY IN NEW BRUNSWICK

AGE GROUP	LEADING CAUSES OF INJURY			TOTAL COST
CHILDREN 0 TO 14 YEARS OLD	 \$19.70 FALLS	 \$3.09 TRANSPORT INCIDENTS	 \$2.83 SUICIDE/ SELF-HARM	\$39.98
YOUTH 15 TO 24 YEARS OLD	 \$39.13 TRANSPORT INCIDENTS	 \$34.29 SUICIDE/ SELF-HARM	 \$13.73 FALLS	\$135.75
ADULTS 25 TO 64 YEARS OLD	 \$68.50 FALLS	 \$46.32 TRANSPORT INCIDENTS	 \$38.73 SUICIDE/ SELF-HARM	\$277.43
OLDER ADULTS OVER THE AGE OF 65	 \$144.71 FALLS	 \$7.67 TRANSPORT INCIDENTS	 \$1.45 UNINTENTIONAL POISONINGS	\$180.26